

Wet Look Floor Polish

WET LOOK FLOOR POLISH (25%)

- High quality 'wet look' shine for improved appearance
- Thermoplastic polymer protects the floor
- Builds good slip-resistance - no health and safety concerns

A high quality acrylic polymer-based metallised floor polish, which dries to a deep gloss and burnishes to an outstanding 'wet look' finish, with excellent slip resistance.

USES

An ultra modern polish, which offers gloss, ultimate durability, and the perfect base to clean, protect and prolong the life of a floor.

Suitable for use on non-porous floors, including; vinyl, thermoplastic, linoleum, rubber, asphalt, sealed wood, marble and terrazzo.

Possible areas of use include hospital corridors and wards, schools, offices, shops, airports, village halls, etc.

NOT for exterior (outside) use.

DIRECTIONS


PREPARATION

To obtain optimum results, it is important that thorough preparation of the floor is undertaken. The floor must be thoroughly cleaned to remove all dirt, grease and old polish films by using a quality polish remover such as Christeyns' REMOVE or ZIP STRIP. The floor must be well rinsed with water and allowed to dry before applying **Wet Look Floor Polish**.

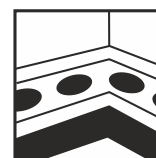
APPLICATION

Apply a thin film of **Wet Look Floor Polish** (undiluted) using a mop or polish applicator. Drying time is normally around 30 minutes. Apply a second coat and allow to dry. Coverage is dependent on the porosity of the floor covering. In general, 5 litres of **Wet Look Floor Polish** will cover approximately 300 square metres of floor.

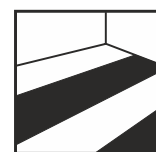
N.B. It may take up to 24 hours for **Wet Look Floor Polish** to achieve full hardness.



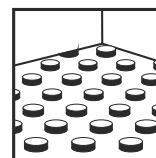
Code: CLO178



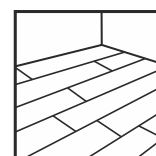
Linoleum




PVC/
Vinyl



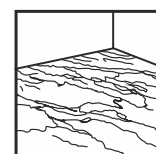
Rubber



Laminate



Sealed
wood



Marble

pH in use



PACK SIZES



5L